

# Rylee's X-Caddis – by Lucas Langton

Rev. 20131008

## **Materials Needed:**

Hook: TMC 100 standard dry fly hook


Thread: 6/0 Tan (or black or color to match)

Body: Clear V-rib

Thorax: Brown Superfine Dubbing, 2mm foam

Tail: Olive/Brown Antron

Wing: Elk Hair Butts




Attach your thread.



Tie in the Antron tail.

Try to keep the thread body smooth.



Tie in your v-rib at the front of the body and tie it back to keep the body the same size. Then wrap it back to the front of the body and tie it off.




Cut a strip of foam about  $\frac{3}{4}$  the hook gap.

Tie in the foam a couple hook eye widths back.



Build a small thorax out of your brown dubbing. Just enough to hide your foam.

Build a small thread head to give the hair something to cinch down tight against.



Clean and stack the elk hair, remember to stack the **butt ends** instead of the tips. Also clean it as well as you can the butts have all those small under hair and you want to try to minimize them in your wing.

Whip finish.

Clean up the fly.

Trim the wings at an angle from the head, with them getting a little longer towards the back of the fly and cut the foam to about 3-4 mm. Glue the head and you're done.

