



Old Gray Mare

Materials List


Hook: Standard wet fly hook, size 12
Thread: Brown or black 6/0
Butt: Green chenille
Body: Red floss
Hackle: Brown (as a collar)
Wing: White deer hair (from belly of Northern Whitetail)
Tail: Scarlet hackle barbs



1. Attach the tying thread at the hook bend, and then select 10-15 red tail fibers. Tie in the tail fibers, extending the ends one shank length back beyond the hook bend.



3. Attach another length of green chenille, and form another ball the same size as the green chenille butt. Make sure to leave room for the hackle and wing.



2. Attach green chenille in front of hook bend, and form the butt by wrapping it forward 2-3 turns. Secure with thread and then tie in red floss in front of butt. Wrap red floss forward 2/3 shank length. Tie red floss in and cut off the remainder of the floss.



4. Tie in brown wet fly hackle in front of green chenille ball, and form throat. Tie in white deer hair wing, extending tips to the middle of the tail. Form a neat thread head and whip finish.